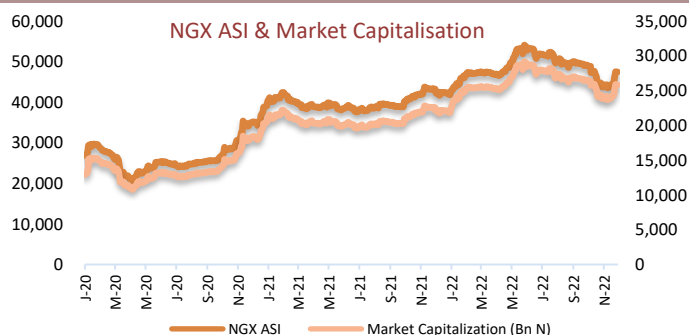


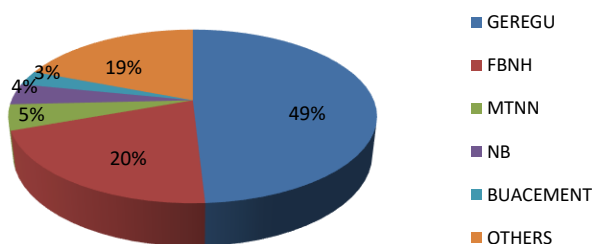


## Equities Market Index Rises by 0.20% amid Sustained Bullish Activity; NIBOR Moderates for All Tenor Buckets amid Renewed Liquidity Strain...

The domestic bourse continued its positive trend as the All-Share Index (ASI) advanced by 0.20% to close at 48,366.69 points amid sustained bargain-hunting activity. Hence, the year-to-date gain of the NGX ASI rose to 13.23% even as the Exchange printed more gainers (16) than losers (13). BUACEMENT and its fellow cement producer, WAPCO, both increased by 2.50% and 0.92%, respectively, to N82 and N21.90, to spur a 1.21% gain for the NGX Industrial index. Notably, HONEYFLOUR (+6.64%), CHAMPION (+7.14%), and NASCON (+3.98%) contributed to a 0.14% gain in the NGX Consumer Goods Index, while gains in the share prices of LASACO (+4.71%) and AIICO (+1.89%) led a 0.17% gain in the NGX Insurance Index. The NGX Banking Index advanced by 0.03%, boosted by gains in the share prices of ETI (+4.98%), JAIZBANK (+2.30%), and UBA (+0.69%). On the downside, the loss recorded in OANDO (-2.50%) curtailed the advancement of the NGX Oil/Gas sub-sector gauge (-0.38%). Notably, GTCO (-1.64%) and FBNH (-1.37%) were among the decliners today, while GREGU declined further by 2.44%. Meanwhile, activity in the market was downbeat as total deals, volume, and value decreased by 8.52%, 71.37%, and 14.76%, respectively, to 3,189 trades, 184.66 million units, and N3.57 billion. In terms of volume. FBNH was the most active stock, with 66.11 million shares worth N727.03 million changing hands in 69 deals.



Today's biggest transactions by %age of total naira votes



TENOR	NIBOR as @ 06/12/2022	NIBOR as @ 05/12/2022	PPT
Overnight	13.5000	13.2500	0.25
1 Month	14.6000	14.2500	0.35
3 Months	15.1000	15.5000	(0.40)
6 Months	16.0000	16.1300	(0.13)

Source: FMDQ

TENOR	NITTY as @ 06/12/2022	NITTY as @ 05/12/2022	PPT
1Month	8.9200	9.1700	(0.25)
3 Months	9.3700	8.9700	0.40
6 Months	11.0400	10.3200	0.72
12 Months	15.4700	14.8900	0.58

Source: FMDQ

Bond Name	Maturity (Years)	Bid Price	Daily Δ	Offer yield	Yield YTD PPT Δ
16.29% FGN MAR 2027	10	107.03	0.00	14.03%	0.017
12.50% FGN MAR 2035	15	87.33	0.00	14.75%	0.025
16.25% FGN APR 2037	20	102.00	0.00	15.88%	0.029
12.98% FGN MAR 2050	30	88.35	0.00	14.72%	0.014

Source: FMDQ

Eurobond Name	Maturity (Years)	Bid Price	Daily Δ	Offer Yield	Yield YTD PPT Δ
6.375% JUL 12, 2023	10	98.30	(0.20)	9.37%	0.051
7.69% FEB 23, 2038	20	69.29	(1.12)	12.17%	0.036
7.62% NOV 28, 2047	30	65.66	(1.37)	11.97%	0.033

Source: FMDQ

MARKET STATISTICS	CLOSE	PREVIOUS	TODAY'S %	YTD %
All Share Index (ASI)	48,366.69	48,270.23	0.20	13.227
Deals	3,189	3,486	(8.52)	
Volume (millions)	184.66	645.03	(71.37)	
Value (₦ Millions)	3,571.77	4,190.07	(14.76)	
Market Cap (₦ billions)	26,344.03	26,291.49	0.20	18.151

SECTORED INDICES	CLOSE	PREVIOUS	TODAY'S % Δ
NGX BANKING	398.97	398.84	0.03
NGX INSURANCE	166.75	166.46	0.17
NGX CONSUMER GOODS	552.60	551.82	0.14
NGX OIL/GAS	445.66	447.36	(0.38)
NGX INDUSTRIAL	2,198.74	2,172.55	1.21

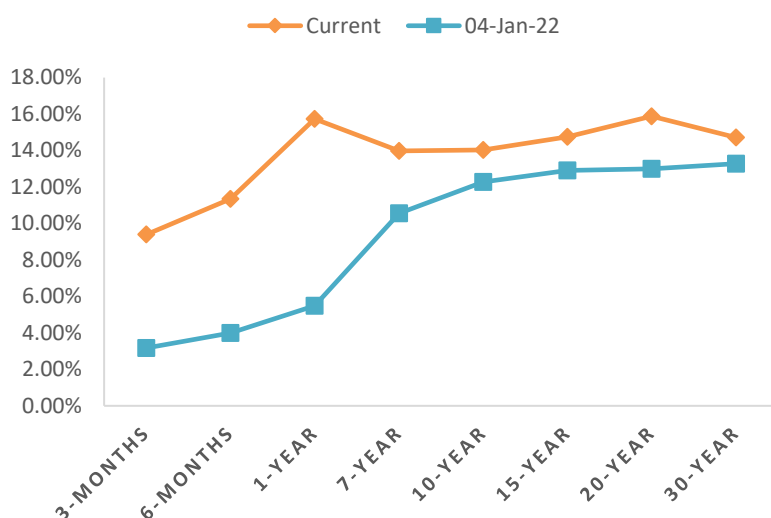
Source: NGX, Cowry Research

### IMPORTANT DISCLOSURES

This report is produced by the Research Desk, Cowry Asset Management Limited (COWRY) as a guideline for Clients that intend to invest in securities on the basis of their own investment decision without relying completely on the information contained herein. The opinion contained herein is for information purposes only and does not constitute any offer or solicitation to enter into any trading transaction. While care has been taken in preparing this document, no responsibility or liability whatsoever is accepted by any member of COWRY for errors, omission of facts, and any direct or consequential loss arising from the use of this report or its contents.



## FGN NAIRA YIELD CURVE



## Money Market

NIBOR fell across the board for all the maturities tracked as banks with liquidity sought lower rates. Likewise, short-term benchmark rates, such as the Open Repo (OPR) and the Overnight Lending Rate (OVN), narrowed to 10.63% and 10.88%, respectively.

Meanwhile, NITTY rose across the board for most tenor buckets tracked, despite the average yield on T-bills in the secondary market staying flat at 10.98%.

## Bond Market

In the OTC bond market, the prices of plain vanilla FGN Bonds remained relatively flat for the bulk of maturities examined despite the average secondary market yield expanding further by 2bps to 14.32%. Notably, the yield on the 10-year bond, the 20-year bond, the 15-year bond, and the 30-year bond stayed unchanged at 14.03%, 14.75%, 15.88%, and 14.72%, respectively.

Elsewhere, the value of the FGN Eurobond decreased for all maturities tracked amid renewed bearish sentiment. Hence, the average yield expanded by 21bps to 11.72%.

## Foreign Exchange Market

The Naira weakened against the US dollar at the I&E windows, falling 0.11% to N445.80 from N445.33. However, the parallel market rate remained unchanged at N740.

## Global Oil Market

As of 3:30 p.m. GMT+1, Brent crude is down 0.50% to \$82.26 a barrel. Similarly, WTI crude oil fell 0.46% to \$76.58 per barrel.

Oil futures decreased on Tuesday against the backdrop of worsening manufacturing activity in advanced economies—which could transcend to weak global demand and a strong dollar.

Source: FMDQ, Trading Economics, OilPrice.com, Cowry Research

USD/NGN Exchange Rate	06/12/2022	Previous	Daily %
I&E FX	₦445.80	₦445.33	0.11%
Parallel	₦740	₦740	0.00%

Major Currencies	06/12/2022	Daily %	Yearly %
EURUSD	1.0507	0.09%	-6.78%
GBPUSD	1.219	0.03%	-7.94%
USDCHF	0.940	-0.23%	1.69%
USDRUB	62.73	1.88%	-15.06%
AUDUSD	0.673	0.44%	-5.46%
NZDUSD	0.634	0.42%	-6.58%
USDJPY	136.475	-0.16%	20.25%
USDCNY	6.98	0.10%	9.68%
USDINR	82.36	0.57%	9.24%

Commodities	06/12/2022	Daily%	Yearly %
Crude Oil, \$/bbl.	76.58	-0.46%	6.71%
Brent, \$/bbl.	82.263	-0.50%	9.73%
Natural Gas, \$/MMBtu	5.586	0.16%	52.67%
Coal, \$/T	400.5	2.43%	164.79%
Gold, \$/t.oz	1775.64	0.41%	-0.40%
Wheat, \$/Bu	710.85	-1.58%	-11.04%
Palm Oil, MYR/T	4094	3.20%	-16.94%
Cocoa, \$/T	2432	-2.29%	0.16%

### IMPORTANT DISCLOSURES

This report is produced by the Research Desk, Cowry Asset Management Limited (COWRY) as a guideline for Clients that intend to invest in securities on the basis of their own investment decision without relying completely on the information contained herein. The opinion contained herein is for information purposes only and does not constitute any offer or solicitation to enter into any trading transaction. While care has been taken in preparing this document, no responsibility or liability whatsoever is accepted by any member of COWRY for errors, omission of facts, and any direct or consequential loss arising from the use of this report or its contents.



# Cowry Daily Market Insight 06 December 2022

Corporate Bond Issuer	Description	Issue Date	Maturity Date	Coupon (%)	Yield (%)	Daily Δ
LAPO MFB SPV PLC	17.75 LAPO MFB 19-DEC-2022	20-Dec-17	19-Dec-22	17.75	18.08	0.00
FBNQUEST MERCHANT BANK FUNDING SPV PLC	10.50 FBNQ SPV I 5-FEB-2023	05-Feb-20	05-Feb-23	10.50	12.73	0.00
FLOUR MILLS OF NIGERIA PLC	10.00 FLOURMILLS IIIA 27-FEB-2023	27-Feb-20	27-Feb-23	10.00	13.08	0.00
*C & I LEASING PLC	16.54 C&I LEASING I 11-JUN-2023	11-Jul-18	11-Jun-23	16.54	12.78	-0.08
STERLING INV. MGT. PLC	16.50 STERLING INV. 3-AUG-2023	03-Aug-16	03-Aug-23	16.50	13.27	0.00
MIXTA REAL ESTATE PLC	16.50 MIXTA IIA 12-OCT-2023	12-Oct-18	12-Oct-23	16.50	14.05	-0.01
MIXTA REAL ESTATE PLC	17.75 MIXTA IIB 12-OCT-2023	12-Oct-18	12-Oct-23	17.75	19.76	-0.01
FLOUR MILLS OF NIGERIA PLC	16.00 FLOURMILLS II 30-OCT-2023	01-Nov-18	30-Oct-23	16.00	14.45	-0.01
STANBIC IBTC	15.75 STANBIC I 5-DEC-2023	17-Dec-18	05-Dec-23	15.75	14.66	-0.01
FCMB LIMITED	17.25 FCMB III 8-DEC-2023	09-Dec-16	08-Dec-23	17.25	15.03	0.00
DANGOTE CEMENT PLC	11.25 DANGCEM IA 30-MAY-2024	26-May-21	30-May-24	11.25	14.73	0.00
CERPAC RECEIVABLES FUNDING SPV PLC	18.25 CERPAC-SPV 15-JAN-2025	29-Jan-18	15-Jan-25	18.25	14.33	-0.07
FLOUR MILLS OF NIGERIA PLC	11.10 FLOURMILLS IIIB 27-FEB-2025	27-Feb-20	27-Feb-25	11.10	18.07	0.00
LAPO MFB SPV PLC	13.00 LAPO MFB II 30-MAR-2025	30-Mar-20	30-Mar-25	13.00	15.23	0.00
DANGOTE CEMENT PLC	12.50 DANGCEM I 30-APR-2025	24-Apr-20	30-Apr-25	12.50	16.86	0.00
CERPAC RECEIVABLES FUNDING SPV PLC	15.25 CERPAC-SPV I 7-MAY-2025	07-May-18	07-May-25	15.25	13.87	0.02
UNITED CAPITAL PLC	12.50 UNICAP I 28-MAY-2025	28-May-20	28-May-25	12.50	16.54	0.00
CERPAC RECEIVABLES FUNDING SPV PLC	15.50 CERPAC-SPV II 15-JUL-2025	11-Jul-18	15-Jul-25	15.50	13.50	0.02
PARTHIAN PARTNERS FUNDING SPV PLC	13.50 PAPF SPV I 27-Jul-2025	27-Jul-22	27-Jul-25	13.50	16.21	0.00
UNION BANK OF NIGERIA PLC	15.75 UNION II 3-SEP-2025	07-Sep-18	03-Sep-25	15.75	15.55	0.00
STERLING INV. MGT. PLC	16.25 STERLING INV. II 6-OCT-2025	05-Oct-18	06-Oct-25	16.25	17.89	0.00
WEMA FUNDING SPV PLC	16.50 WEMA FUNDING SPV II 12-OCT-2025	12-Oct-18	12-Oct-25	16.50	17.95	0.00
CORONATION MB FUNDING SPV PLC	6.25 CORO MB SPV I 30-NOV-2025	30-Nov-20	30-Nov-25	6.25	16.61	0.00
FLOUR MILLS OF NIGERIA PLC	5.50 FLOURMILLS IV A 15-DEC-2025	14-Dec-20	15-Dec-25	5.50	15.22	0.00
CARDINALSTONE FINANCING SPV PLC	7.00 CARDINAL SPV I 30-DEC-2025	30-Dec-20	30-Dec-25	7.00	14.85	0.00
FSDH FUNDING SPV PLC	8.50 FSDH SPV PLC IA 16-FEB-2026	16-Feb-21	16-Feb-26	8.50	15.20	0.00
FSDH FUNDING SPV PLC	8.00 FSDH SPV PLC IB 16-FEB-2026	16-Feb-21	16-Feb-26	8.00	15.20	0.00
MECURE INDUSTRIES FUNDING SPV PLC	13.00 MECURE SPV PLC I 31-MAR-2026	31-Mar-21	31-Mar-26	13.00	16.82	0.00
DANGOTE CEMENT PLC	12.50 DANGCEM IB 30-MAY-2026	26-May-21	30-May-26	12.50	15.19	0.00
ACCESS BANK PLC	15.50 ACCESS BANK 23-JUL-2026	23-Jul-19	23-Jul-26	15.50	17.12	0.00
SUNDRY FOODS FUNDING SPV PLC	13.50 SUNDRY SPV PLC I 15-DEC-2026	15-Dec-21	15-Dec-26	13.50	15.31	0.00

[www.cowryasset.com](http://www.cowryasset.com)

#### IMPORTANT DISCLOSURES

This report is produced by the Research Desk, Cowry Asset Management Limited (COWRY) as a guideline for Clients that intend to invest in securities on the basis of their own investment decision without relying completely on the information contained herein. The opinion contained herein is for information purposes only and does not constitute any offer or solicitation to enter into any trading transaction. While care has been taken in preparing this document, no responsibility or liability whatsoever is accepted by any member of COWRY for errors, omission of facts, and any direct or consequential loss arising from the use of this report or its contents.



# Cowry Daily Market Insight 06 December 2022

Corporate Bond Issuer	Description	Issue Date	Maturity Date	Coupon (%)	Yield (%)	Daily Δ
EAT & GO FINANCE SPV PLC	14.25 EAT & GO FINANCE SPV 17-DEC-2026	17-Dec-19	17-Dec-26	14.25	16.64	0.00
DANGOTE CEMENT PLC	11.85 DANGCEM IIA 30-APR-2027	27-Apr-22	30-Apr-27	11.85	15.08	0.00
AXXELA FUNDING 1 PLC	14.30 AXXELA I 20-MAY-2027	20-May-20	20-May-27	14.30	16.88	0.00
ACCELEREX SPV PLC	14.00 ACSP I 15-JUN-2027	15-Jun-22	15-Jun-27	14.00	17.39	0.00
NOVAMBL INVESTMENTS SPV PLC	12.00 NOVAMBL SPV I 23-JUL-2027	23-Jul-20	23-Jul-27	12.00	18.05	0.00
*NMRC	7.20 NMRC III 2-NOV-2027	02-Nov-20	02-Nov-27	7.20	16.06	0.00
VIATHAN FUNDING PLC	16.00 VIATHAN (GTD) 14-DEC-2027	15-Dec-17	14-Dec-27	16.00	17.55	0.00
FLOUR MILLS OF NIGERIA PLC	6.25 FLOURMILLS IV B 14-DEC-2027	14-Dec-20	14-Dec-27	6.25	15.19	0.00
BUA CEMENT PLC	7.50 BUACEM I 30-DEC-2027	30-Dec-20	30-Dec-27	7.50	15.75	0.00
MTN NIGERIA COMMUNICATIONS PLC	13.00 MTN COM PLC I 5-MAY-2028	05-May-21	05-May-28	13.00	15.20	0.00
DANGOTE CEMENT PLC	13.50 DANGCEM IC 30-MAY-2028	26-May-21	30-May-28	13.50	15.08	0.00
C&I LEASING PLC	15.50 C&I LEASING II 3-JUN-2028	03-Jun-21	03-Jun-28	15.50	15.20	0.02
CERPAC RECEIVABLES FUNDING SPV PLC	14.50 CERPAC-SPV III 15-JUL-2028	10-Sep-21	15-Jul-28	14.50	16.81	0.00
ARDOVA PLC	13.30 ARDOVA PLC IA 12-NOV-2028	12-Nov-21	12-Nov-28	13.30	17.37	0.00
EAT & GO FINANCE SPV PLC	13.25 EAT & GO FINANCE SPV 8-MAR-2029	08-Mar-22	08-Mar-29	13.25	15.70	0.00
PRESCO PLC	12.85 PRESCO PLC 5-APR-2029	05-Apr-22	05-Apr-29	12.85	17.19	0.00
DANGOTE CEMENT PLC	12.35 DANGCEM IIB 30-APR-2029	27-Apr-22	30-Apr-29	12.35	15.98	0.00
UNION BANK OF NIGERIA PLC	16.20 UNION III 27-JUN-2029	27-Jun-19	27-Jun-29	16.20	15.63	0.08
DANGOTE INDUSTRIES FUNDING PLC	12.75 DANGIFP IA 19-JUL-2029	19-Jul-22	19-Jul-29	12.75	17.89	0.09
GEREGU POWER PLC	14.50 GERP I 28-JUL-2029	28-Jul-22	28-Jul-29	14.50	16.40	0.09
*NMRC	14.90 NMRC I 29-JUL-2030	29-Jul-15	29-Jul-30	14.90	16.97	0.00
TSL SPV PLC	10.00 TSL SPV I (GTD) 6-OCT-2030	06-Oct-20	06-Oct-30	10.00	15.05	0.00
FBNQ MB FUNDING SPV PLC	6.25 FBNQ MB SPV II 16-DEC-2030	16-Dec-20	16-Dec-30	6.25	16.72	0.00
FIDELITY BANK PLC	8.50 FIDELITY I 7-JAN-2031	07-Jan-21	07-Jan-31	8.50	15.61	0.06
PRIMERO BRT SECURITISATION SPV PLC	17.00 PRIMERO BRT-SPV 27-OCT-2031	24-May-19	27-Oct-31	17.00	15.61	0.06
MTN NIGERIA COMMUNICATIONS PLC	12.75 MTN COM PLC II 4-NOV-2031	04-Nov-21	04-Nov-31	12.75	17.39	0.05
ARDOVA PLC	13.65 ARDOVA PLC IB 12-NOV-2031	12-Nov-21	12-Nov-31	13.65	15.60	0.06
GPC-SPV COMPANY PLC	13.00 GPC SPV PLC (GTD) 23-NOV-2031	23-Nov-21	23-Nov-31	13.00	15.80	0.00
PAT DIGITAL INFRA FUND SPV PLC	13.25 PAT SPV PLC (GTD) 2-FEB-2032	02-Feb-22	02-Feb-32	13.25	15.34	0.05
DANGOTE CEMENT PLC	13.00 DANGCEM IIC 30-APR-2032	27-Apr-22	30-Apr-32	13.00	15.69	0.07
DANGOTE CEMENT PLC	13.00 DANGCEM IIC 30-APR-2032	19-Jul-22	19-Jul-32	13.50	16.18	0.04
*NMRC	13.80 NMRC II 15-MAR-2033	21-May-18	15-Mar-33	13.80	16.39	0.04
GEL UTILITY FUNDING SPV PLC	15.15 GEL UTILITY-SPV (GTD) 28-AUG-2034	28-Aug-19	28-Aug-34	15.15	15.54	0.09
LFZC FUNDING SPV PLC	13.25 LFZC II 16-MAR-2042	10-May-22	16-Mar-42	13.25	16.17	0.07

[www.cowryasset.com](http://www.cowryasset.com)

#### IMPORTANT DISCLOSURES

This report is produced by the Research Desk, Cowry Asset Management Limited (COWRY) as a guideline for Clients that intend to invest in securities on the basis of their own investment decision without relying completely on the information contained herein. The opinion contained herein is for information purposes only and does not constitute any offer or solicitation to enter into any trading transaction. While care has been taken in preparing this document, no responsibility or liability whatsoever is accepted by any member of COWRY for errors, omission of facts, and any direct or consequential loss arising from the use of this report or its contents.